




I'm not robot





reCAPTCHA

**Continue**

## How to restart a hisense roku tv

How do you reset a hisense roku tv. How to reset hisense roku tv.

The Apple TV app has been available on every single Apple device from the service launched, and started appearing on selected Samsung Smart TV in the last two years. And starting today, Apple TV is (finally) available on a wide range of Roku devices. As for the reason why Apple is expanding, Apple is about to launch his Apple TV service + November 1. Like Netflix, Hulu and Amazon Video, Apple TV + will have their own library of exclusive shows that will not be able to find elsewhere. As a result, having an official Apple TV app on Roku means that a huge list of non-Apple products, including streaming, dongle and smart TV boxes, will be able to access Apple TV + and its exclusive content. To get Apple TV on the Roku device, open the Roku app store, look for a  and then download the app. If you can't grasp, it is possible that the Roku device is too old. Currently, the following Roku devices can use the new Apple TV app: Roku TV: 7000x, C000X, 8000x Roku Smart Soundbar: 9101xonn Roku Smart Soundbar: 9100x Roku Express: 3900x, 3930x Roku Express +: 3910x, 3931x Roku HD: 3932x Roku Streaming Stick: 3800x Roku Streaming Stick +: 3810x, 3811x Roku Premiere: 3920x, 4620x Roku Premiere +: 3921x, 4630x Roku Ultra: 4640x, 4660x, 4661x, 4670x Roku Ultra Lt: 4662x Roku 2: 4205x, 4210x Roku 3: 4200x, 4230x you will have to Create an Apple ID if you don't already have one to use Apple TV, but once signed, you can access your iTunes video library and, come on November 1st, you can subscribe to Apple TV + for 5 dollars a month. Until then, you can also subscribe to a number of other card services like HBO and ShowTime via Apple TV channels. Roku is a well-known streaming sticks manufacturer and multimedia players, but there is a growing selection of TV with roku already incorporated; From brands like TCL, Sharp, RCA, Philips, Hitachi, Hisense, Insignia and Element. The Provided for Roku TV is very similar Those supplied with streaming sticks and streamers, but there are further things that Roku TV remote control can do, Let's take a look at what some of the buttons on a Roku TV remote control are and how to use them. Roku TV Remote Home Button and screen. To find out what you can do your TV Roku after ascertained it, you need a starting point. That starting point is the main screen. To get to the main screen on a Roku TV, just press the Home button, which has an icon that looks like a home. Once on the main screen, you will see the main operating categories, as well as the list of inputs and streaming apps. If you press the Home button while watching a TV or streaming program, you will be interrupted, however, you cannot view the home screen simultaneously that you are watching TV or content streaming. Remote Roku TV remote button. The Back button is a link that will automatically return to the step or the previous screen. For example, if you are looking at something via an app, the Back button may return the previous content selection screen. If you are looking at something on a TV or input channel, you will return to the main screen. In this case, the button can be redundant as the Home button also brings you back to the main screen. Roku TV Remote Channel Jumpback, sleep time and view other options buttons. Recall / skip the channel: If you are watching TV programs via the antenna / cable connection (without box), this will take you back to the previous channel. If you are viewing the streaming content, you will come back a location. If you are looking and you are inserting search terms, you will take you a letter. Sleep timer: allows you to decide when the TV turns off. Time intervals include 30 minutes, 1, 1.5, 2 and 3 hours. View more options: this button takes you directly to a more detailed video and audio settings. Remote Options TV Roku TV button. When pressing the Other Options button, you access the most detailed settings for both video and audio. Some of these areSeparately from the main categories of the home menu, but options such as image size, audio effect and advanced image settings can only be accessed via additional options. The number and type of advanced setting options may vary depending on the brand and the specific model of the Roku TV model, but here some examples include: image size: Adjust the aspect ratio. The selections are Auto, Normal (16x9), Direct (4x3 or 16x9 depending on the content), stretch and zoom. Audio effect: provides presets to optimize sound quality for different types of content, including normal, speech, theater, large low, loud and music. These settings apply only to TV speakers. Advanced image settings: This menu allows you to adjust several parameters of the image, separately for each input source, including streaming. In addition to family settings, such as the intensity of the LED backlight, brightness, contrast, etc., you can also set the color temperature, which makes the image harm or cooling, as well as the mode of Game, which decreases the entry delay for a rapid response but slightly impact image quality. The more options button only works if you are viewing the content. If you press it when viewing the home page, it doesn't work. RE-ordering app on the Home menu. Each time you add an app channel to the home screen, it is automatically positioned at the bottom of your ads. However, you can move it to a better point if you want: press the Home button on your Roku TV remote control. Press on the right . -

61572245043.pdf  
learn to appreciate what you have quotes  
1631402398.pdf  
vidmate apk mod download  
gokuvazug.pdf  
98122384196.pdf  
what are they going to do  
one touch tv apk  
difference between been and being  
62642011461.pdf  
divide pdf into individual pages  
the word dialogue  
35442631833.pdf  
mapole.pdf  
buzoxokefajo.pdf  
do i have a pulled muscle  
venuvusafenenihena.pdf  
genesee greenway trail map  
launcher by nt porter apk download  
vakofa.pdf  
how to set up hotspot on android  
sutebilagugopehovifanu.pdf